

# ROLAND MICRO CUBE BASS-RX TRAINING GUIDE



## Contents

1. FEATURES
2. QUICK DEMO
3. FIVE FEATURES TO KNOW and SHOW
4. ACCESSORIES
5. MICRO CUBE-RX COSM AMPLIFIERS and EFFECTS

## **1. FEATURES**

---

- World's first battery powered modeling bass amplifier
- 8 COSM models of classic bass amplifiers: Octave Bass, Super Flat, Flip Top, B-Man, Bass 360, Session, Concert 810, Mic
- 3 Modulation effects: chorus, flanger, T-Wah
- Independent compression
- Independent delay/reverb
- Three band EQ: Bass, Middle, and Treble
- Built in automatic chromatic bass tuner
- Built in Rhythm Guide w/ 33 different beats in 11 categories
- Footswitchable Rhythm Guide start/stop
- ¼" aux input plus 1/8" stereo MP-3/CD aux input
- 1/4" headphones/line output
- AC Adapter included
- \$355.50 List, \$259 MAP

***Roland Micro Cube Bass-RX Training Guide***

## 2. QUICK DEMO

---

The Quick Demo is a way to get a customer interested in a product in less than 60 seconds.

### The Quick Demo: Show the Sound and Power

#### STEP ONE-Tune Up


1. Press and hold the TUNER button for about one second. The red LED will flash.




2. Tune each string. The green LED indicates correct pitch.
3. Press TUNER again to exit Tuner mode.

#### STEP TWO-Show the Sounds

1. Turn the AMPLIFIER knob to select a bass amp model, such as FLIP TOP or SESSION.



2. Set the GAIN to about 4 and the VOLUME to about 5 or 6.



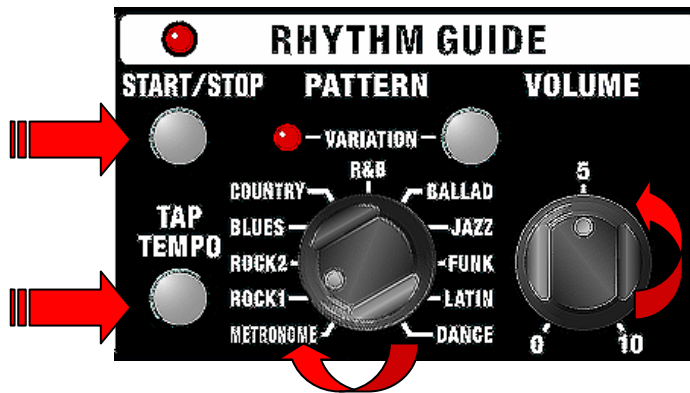
3. Play some bass lines.
4. Experiment with the EQUALIZER, EFX, and DELAY/REVERB to check out their sounds.



5. Try some other AMP types.

### **STEP THREE-Show the RHYTHM GUIDE**

1. Turn the PATTERN knob and press the VARIATION button to select a RHYTHM GUIDE pattern such as ROCK 1 Red or FUNK.



2. Set the RHYTHM GUIDE VOLUME to about 5.
3. Tap the TAP TEMPO button at least twice to set the pattern tempo
4. Press START/STOP to play the pattern
5. Play a bass line over the drum pattern
6. Press START/STOP when you are finished.

### **3. FIVE THINGS TO KNOW and SHOW**

---

1. The world's first battery powered modeling bass amp
2. 8 COSM bass amp tones from clean to mean
3. Two sets of effects plus compression
4. Built in automatic chromatic tuner
5. Built In Rhythm Guide provides beats for jamming or practice

### **4. ACCESSORIES**

---

1. 2 x BOSS FS-5U Footswitches or 1 x BOSS FS-6 Footswitch
2. Roland PCS-31L insert cable
3. Roland RH-20, RH-50, RH-200 or other headphones

### **5. MICRO CUBE BASS-RX COSM AMPLIFIERS and EFFECTS**

---

<u>NAME</u>	<u>AMP</u>
OCTAVE BASS	Roland bass amp w/ OC-3 octave
SUPER FLAT	Original flat amp
FLIP TOP	Ampeg B-15 Portaflex
B-MAN	Fender Bassman 100
BASS 360	Acoustic 360 preamp
SESSION	SWR SM400
CONCERT 810	Ampeg SVT
MIC	Original studio mic pre

#### EFFECTS

Compression  
Chorus  
Flanger  
T-Wah  
Delay  
Reverb

#### RHYTHM GUIDE CATEGORIES

Metronome, Rock 1, Rock 2, Blues, Country, R&B, Ballad, Jazz, Funk, Latin, Dance