

CUBE Series

Roland®



■ CUBE Street ■ MICRO CUBE ■ CUBE-60 ■ CUBE-30X ■ CUBE-20X ■ CUBE-15X
■ CUBE-100 BASS ■ CUBE-30 BASS ■ CUBE MONITOR CM-30



The Ultimate Amp for Traveling Musicians

CUBE Street is a battery-powered marvel that travels light. It kicks out a blistering high-volume output through two high-performance Neodymium speakers. And wait 'til you hear its built-in effects and amp models!

- Compact, lightweight stereo amplifier with slanted cabinet
- High-volume performance
- Dual 6.5" Neodymium speakers
- Battery driven (6 x AA, maximum 15-hour continuous use)
- Dual-channel architecture with Guitar/Inst and Mic/Line inputs
- 8 COSM® amps, 6 digital effects, and chromatic tuner built in
- 2-band EQ, Delay/Reverb for the Mic/Line-channel



Dual Functionality
With its dual-channel architecture and a Mic input, CUBE Street can function as a portable PA. There's even a delay and reverb devoted to the Mic/Line channel.



COSM AMP TYPE		
JC CLEAN	BLACK PANEL	BRIT COMBO
CLASSIC STACK	R-FLIER STACK	ACOUSTIC SIM
INSTRUMENT	MIC	

DSP EFFECTS		
GUITAR/INSTRUMENT CHANNEL		
CHORUS	FLANGER	PHASER
TREMOLO	DELAY	REVERB
MIC/LINE CHANNEL		
DELAY	REVERB	



Cool Colors
CUBE Street lets you express yourself in sight and sound. Take your pick of fire-engine red or classic black color cabinets.



Perfectly Portable
Lightweight yet strong, CUBE Street is built to travel easy and still withstand the rigors of the road.

CUBE Street

Battery Powered Stereo Amplifier **COSM**

Onboard Tuner

Small Audio Dynamite!

Meet the stick of audio dynamite known as the MICRO CUBE. Weighing in at just a few pounds, the MICRO CUBE amp offers six DSP effects, COSM amp modeling, and a new Digital Tuning Fork. The MICRO CUBE can run on AC or battery power, giving guitarists everything they need for killer tone on the go.

- Ultra-compact portable DSP guitar amp with 5" speaker
- Runs on battery or AC power (adaptor supplied); includes carry strap
- Seven COSM amp models, including JC-120 and a special mic preamp model
- Six DSP effects: chorus, flanger, phaser, tremolo, delay, and reverb
- New Digital Tuning Fork with support for flat tunings up to two semitones
- Recording/Phones output and stereo Aux input for CD players, etc.



COSM AMP TYPE			
ACOUSTIC	JC CLEAN	BLACK PANEL	BRIT COMBO
CLASSIC STACK	R-FLIER STACK	MIC PREAMP	

DSP EFFECTS			
CHORUS	FLANGER	PHASER	TREMOLO
DELAY	REVERB		

Rock for 20 Hours on Batteries
The MICRO CUBE runs on battery or AC power. Using six "AA" alkaline batteries, you can play for up to 20 hours — thanks to the high-efficiency amplifier. A carrying strap is also included, allowing you jam anywhere you want.



New Digital Tuning Fork and Versatile I/O
Tuning up is a snap using the new velocity-sensitive Digital Tuning Fork. Just press the Tuning Fork button and you get an instant reference tone. The MICRO CUBE also comes with a choice of 1/4" and 1/8" stereo Aux ins, plus a Recording/Phones output. It's ideal for practice and recording.



Mic Pre and Amp Models
Looking for the sound of Roland's JC-120 Jazz Chorus™ or your favorite British combo amp? You'll find those and more in the MICRO CUBE. A special mic preamp is also built in so you can use it for vocals.



Vocal & Guitar



Guitar & Keyboard



Vocal & Guitar
One man Play



Vocal & Karaoke Play



Electric Guitar &
Acoustic Guitar

SETUP EXAMPLE



Option

CB-CS1 Gig Bag for CUBE Street



Heavy-duty, water-shed processed cloth that is packed with two fasteners at both sides and with Velcro at the bottom end.

Top-of-the-Line CUBE for Guitarists



Wickedly powerful for its size, CUBE-60 rocks hard with a high-performance 12" speaker, nine potent COSM® amp models, amazing effects, and more.

- Powerful 60-watt output, compact 12" speaker design
- 9 COSM guitar amp models plus 6 classic effects
- Dyna Amp feature for smooth and expressive tone transitions based on picking dynamics
- Recording/Phones output, Line out, Tuner out, and Ext Speaker out
- Channel switching, delay/reverb, and effect on/off control via optional footswitch



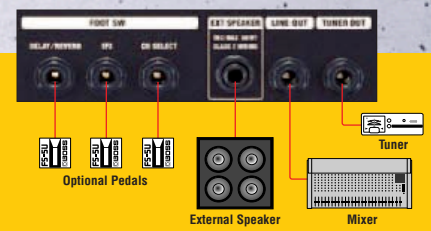
COSM AMP TYPE			DSP EFFECTS	
JC CLEAN	ACOUSTIC	BLACK PANEL	CHORUS	FLANGER
BRIT COMBO	TWEEED	CLASSIC STACK	PHASER	TREMOLO
METAL STACK	R-FIER STACK	DYNA AMP	DELAY	REVERB

Technology that Reacts to You
Roland's Dyna Amp technology creates tonal transitions based on your picking strength. Get a clean sound by picking softly and an aggressive overdrive by digging in.



Loaded with I/O

Included in the CUBE-60's I/O lineup are Recording/Phones Out, Line out, and External Speaker out. Additionally, the Tuner out jack makes it easy to connect an outboard tuner, such as BOSS's popular TU-Series.



CUBE-60

Guitar Amplifier **COSM**

Dyna Amp

Great for Practice & Small Gigs



It's the middleweight contender in the CUBE-X series with big-time features such as Power Squeezer, COSM effects, and an onboard tuner.

- 20-watt output
- High-quality 8" speaker
- COSM amp modeling
- Acoustic simulation inherited from BOSS AC-3
- Power Squeezer for maximum gain and sustain, even at low volumes
- Onboard tuner



COSM AMP/EFFECT TYPE	
JC CLEAN	METAL
ACOUSTIC	METAL STACK
OVERDRIVE	TUBE DRIVE
DISTORTION	

DSP EFFECTS	
CHORUS	TREMOLO
FLANGER	DELAY
PHASER	REVERB

Sustain without Pain

Built into every new CUBE-X amp is Power Squeezer, an amazing feature that provides maximum sustain without blowing bandmates off the stage with cranked volume.

CUBE-20X

Guitar Amplifier **COSM**

Power Squeezer Onboard Tuner

Portable with Big-Amp Attitude



The CUBE-30X is easy to transport, yet it has marquee features such as Power Squeezer for incredible sustain, Dyna Amp, plus killer FX and that incredible CUBE sound.

- 30-watt output
- High-quality 10" speaker
- Dyna Amp feature for expressive tonal transition based on picking velocity
- COSM amp modeling
- Acoustic simulation inherited from BOSS AC-3
- Power Squeezer for maximum gain and sustain, even at low volumes
- Onboard tuner



COSM AMP TYPE	
JC CLEAN	METAL STACK
ACOUSTIC	R-FIER STACK
BLACK PANEL	DYNA AMP
BRIT COMBO	CLASSIC STACK
TWEEED	

DSP EFFECTS	
CHORUS	TREMOLO
FLANGER	DELAY
PHASER	REVERB

Dyna Amp Onboard

Developed for the flagship CUBE-60, Roland's Dyna Amp technology is also built into the CUBE-30X. Control clean-to-mean tone transitions with your picking strength.

CUBE-30X

Guitar Amplifier **COSM**

Power Squeezer Onboard Tuner Dyna Amp

Mini CUBE with Mighty Features



The smallest of the Cube-X series is no shrimp with it comes to performance thanks to Power Squeezer, overdrive, distortion, 3-band EQ, and more.

- 15-watt output
- High-quality 8" speaker
- Overdrive, distortion, and EQ built in
- Power Squeezer for maximum gain and sustain, even at low volumes



DISTORTION TYPE	
OVERDRIVE	METAL
DISTORTION	METAL STACK

External Input for Play-Along Jams

Just like it's big brother, the CUBE-15X offers a auxiliary input for plugging in MP3 and CD players — great for practice sessions and play-along jams.

CUBE-15X

Guitar Amplifier

Power Squeezer

High-Powered, Full-Impact Bass Amp



CUBE-100 BASS

Bass Amplifier **COSM FFP**

Looking for a professional bass amp that will rock the foundation? The new CUBE-100 Bass is packed with a 12" 2-way high-performance speaker, a 100W amplifier, eight COSM® amp models, a 4-band EQ, Shape switch, and five digital effects.

- 100W bass amplifier with 12" 2-way coaxial speaker
- 8 COSM amp models and 5 digital effects: chorus/flanger/T-wah, delay/reverb
- FFP™ technology maximizes components for a powerful sound
- 4-band EQ, compressor, and Shape switch for detailed sound adjustments
- DI out, Line out, Recording/Phones out, and External Speaker out for connection to external speaker cabinet
- Pad switch allows a range of input levels from any type of bass guitar



■ COSM AMP TYPE

SUPER FLAT	FLIP TOP
B MAN	T.E
BASS360	SESSION
CONCERT810	OCTAVE BASS

■ DSP EFFECTS

CHORUS	FLANGER	T-WAH
DELAY	REVERB	

COSM Amp Models, Featuring "Super Flat"
The CUBE-100 Bass has eight wicked COSM amp models built in, including Octave Bass and the new Super Flat, which produces a clear and true response across a wide tonal range. It's ideal for piezo-equipped acoustic bass.



Stocked with I/O

Connect directly to PA mixers through the CUBE-100 Bass's DI out and Line out jacks. You can also interface with larger external speaker cabinets through the built-in External Speaker out jack. It also has Tuner out and Recording/Phones outputs.

The Travel-Light Bass Solution



CUBE-30 BASS

Bass Amplifier **COSM FFP**

Powerful and lightweight, CUBE-30 Bass packs a ton of tone into a 10" 2-way speaker cabinet with DSP modeling, compression, EQ, digital effects, and 30 watts of power. An incredible value.

- Compact 30W bass amplifier with 10" 2-way coaxial speaker
- 7 COSM amp models, including Octave-Bass
- FFP technology maximizes components for a powerful sound
- 5 high-quality DSP effects, including T-Wah, plus 3-band EQ and compression



■ COSM AMP TYPE

OCTAVE BASS	FLIP TOP
B MAN	T.E
BASS360	SESSION
CONCERT810	

■ DSP EFFECTS

CHORUS	FLANGER	T-WAH
DELAY	REVERB	

The Do-Everything Portable Mixing Monitor

CUBE MONITOR CM-30




Flexible for studio and stage, the CM-30 CUBE Monitor provides 30 watts of audio punch through a high-quality 6.5" coaxial 2-way speaker and stereo preamp.

- Clean, clear self-powered sound with magnetically shielded design
- High-quality 6.5" coaxial 2-way speaker with titanium cone
- 30 watts of audio punch through built-in power amplification
- Built to withstand the road with protective corner covers and metal grill
- Easy-access mix controls for the three input channels, plus 2-band EQ

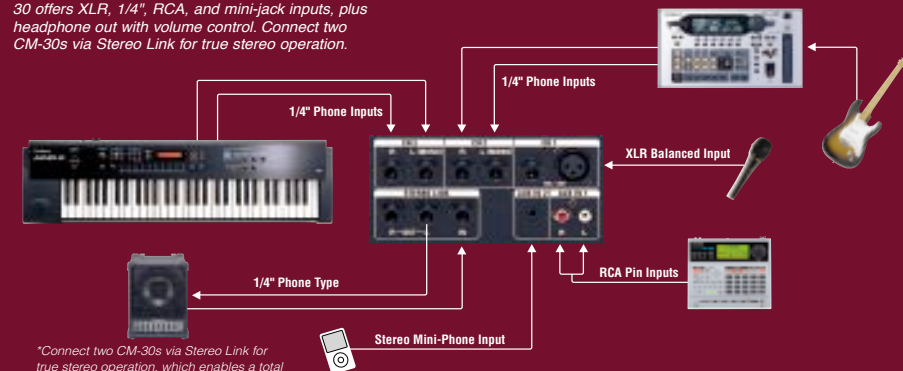


The Monitor that Goes Anywhere
Like all members of the CUBE family, the CM-30 is a breeze to transport. From gig to gig, session to session, this monitor travels light and performs big. It's built to withstand the rigors of the road, thanks to its metal grill cover and protective corner covers. The unique handle grip makes transport easier and more convenient than ever.



Plug In and Play

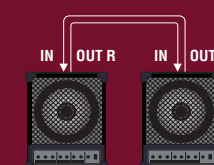
Synths, sound modules, rhythm machines, MP3 players, microphones — connect them all! The CM-30 offers XLR, 1/4", RCA, and mini-jack inputs, plus headphone out with volume control. Connect two CM-30s via Stereo Link for true stereo operation.












*Connect two CM-30s via Stereo Link for true stereo operation, which enables a total of ten inputs.

Double Up with Stereo Link

The Stereo Link function allows two CM-30s to be linked for true stereo output, which enables a total of eight stereo inputs, and two mono mic/line ins. The CM-30 offers more than enough inputs to simultaneously connect a microphone, a keyboard, a rhythm machine, and a CD player, or to function as a mini PA rig.



SPECIFICATIONS

	Rated Power Output	Speaker	Connectors	Power Supply	Dimensions	Weight
	2.5 W + 2.5 W	16 cm (6.5") x 2	<MIC/LINE Channel> Input (XLR type, 1/4" phone type), Foot Switch (1/4" TRS phone type) <GUITAR/INSTRUMENT Channel> Input (1/4" phone type), Foot Switch (1/4" TRS phone type), Stereo Aux In (Stereo miniature phone type), Phones (Stereo 1/4" phone type)	DC 9 V: AC Adaptor (Included) or Dry Battery (LR6 (AA) type) (optional) x 6	415 (W) x 295 (D) x 250 (H) mm, 16-3/8" (W) x 11-5/8" (D) x 9-7/8" (H)	5.2 kg / 11 lbs 8 oz. (incl. Battery)
	2 W	12 cm (5")	Input (1/4" phone type), Recording Out/Phones (Stereo 1/4" phone type), Aux In (Stereo 1/4" phone type, Stereo miniature phone type)	DC 9 V: AC Adaptor (Included) or Dry Battery (LR6 (AA) type) (optional) x 6	224 (W) x 166 (D) x 226 (H) mm, 9-5/8" (W) x 6-9/16" (D) x 8-15/16" (H)	3.4 kg / 7 lbs 8 oz. (incl. Battery)
	60 W	30 cm (12")	Input (1/4" phone type), Recording Out/Phones (Stereo 1/4" phone type), Foot Switches (Ch Select, EFX, Delay/Reverb) (1/4" phone type), EXT Speaker (1/4" phone type), Line Out (1/4" phone type), Tuner Out (1/4" phone type)	AC 117/230/240 V (50/60 Hz)	410 (W) x 275 (D) x 440 (H) mm, 16-3/16" (W) x 10-7/8" (D) x 17-3/8" (H)	14.5 kg / 32 lbs.
	30 W	25 cm (10")	Input (1/4" phone type), Aux In (Stereo miniature phone type), Foot Switches (SELECT, EFX) (1/4" phone type), Recording Out/Phones (Stereo 1/4" phone type)	AC 117/230/240 V (50/60 Hz)	385 (W) x 240 (D) x 380 (H) mm, 15-3/16" (W) x 9-1/2" (D) x 15" (H)	9.3 kg / 20 lbs. 9 oz.
	20 W	20 cm (8")	Input (1/4" phone type), Aux In (Stereo miniature phone type), Foot Switches (SELECT, EFX) (1/4" phone type), Recording Out/Phones (Stereo 1/4" phone type)	AC 117/230/240 V (50/60 Hz)	335 (W) x 240 (D) x 335 (H) mm, 13-3/16" (W) x 9-1/2" (D) x 13-3/16" (H)	7.2 kg / 15 lbs. 14 oz.
	15 W	20 cm (8")	Input (1/4" phone type), Aux In (Stereo miniature phone type), Recording Out/Phones (Stereo 1/4" phone type)	AC 117/230/240 V (50/60 Hz)	335 (W) x 240 (D) x 335 (H) mm, 13-3/16" (W) x 9-1/2" (D) x 13-3/16" (H)	7.1 kg / 15 lbs. 11 oz.
	100 W	30 cm (12") + Tweeter (Coaxial, 2-way)	Input (1/4" phone type), Recording Out/Phones (Stereo 1/4" phone type), Foot Switches (EFX, Delay/Reverb) (1/4" phone type), Ext Speaker (1/4" phone type), Line Out (1/4" phone type), Tuner Out (1/4" phone type), Balanced Out (XLR type)	AC 117/230/240 V (50/60 Hz)	407 (W) x 310 (D) x 469 (H) mm, 16-1/16" (W) x 12-1/4" (D) x 18-1/2" (H)	17 kg / 37 lbs. 8 oz.
	30 W	25 cm (10") + Tweeter (Coaxial, 2-way)	Input (1/4" phone type), Aux In (Stereo 1/4" phone type), Recording Out/Phones (Stereo 1/4" phone type), Foot Switches (EFX, Delay/Reverb) (stereo 1/4" phone type)	AC 117/230/240 V (50/60 Hz)	380 (W) x 300 (D) x 385 (H) mm, 15" (W) x 11-13/16" (D) x 15-3/16" (H)	12 kg / 26 lbs. 8 oz.
	30 W	16 cm (6.5") + Tweeter (Coaxial, 2-way)	Channel 1 Input (XLR type, 1/4" phone type), Channel 2, 3 Input L (mono) (1/4" phone type), Channel 2, 3 Input R (1/4" phone type), Aux In 1 (RCA phono type), Aux In 2 (Stereo miniature phone type), Stereo Link Out L, R (1/4" phone type), Stereo Link In (1/4" phone type), Stereo Phones (1/4" phone type)	AC 117/230/240 V (50/60 Hz)	214 (W) x 238 (D) x 275 (H) mm, 8-7/16" (W) x 9-3/8" (D) x 10-7/8" (H)	5.6 kg / 12 lbs. 6 oz.

OPTIONS



FS-6
DUAL Footswitch



FS-5U
Footswitch (Momentary)



RH-D30
Monitor Headphones




RH-300
Stereo Headphones



DR-50
Dynamic Microphones




PCS-31
Connection Cable
1/4" TRS phone (stereo) x 1
↕
1/4" phone (mono) x 2 (2.2 m/86-5/8")



COSM
Composite Object Sound Modeling

Once a musical instrument generates sound vibrations, it reaches the human ear through various mediating objects, each of which significantly affects the sound. The material and configuration of the instrument, the electric/magnetic amplifying system, the air and the reverberation of the room all affect the final sound. Sound modeling, the latest DSP technology, "virtually" reconstructs these objects. Roland's breakthrough Composite Object Sound Modeling (COSM™) uses the advantages of multiple modeling methods and succeeds in accurately emulating existing sounds, as well as producing sounds that have never before been created.



FFP
Feed Forward Processing

FFP™ technology allows CUBE-100 BASS and CUBE-30 BASS to precisely predict and adjust the response characteristics of amplifier and speaker output before the bass signal reaches them. This ability to "sense" incoming signals and adjust for them in advance greatly improves the amp's efficiency, allowing them to produce a clear, responsive, and very powerful-sounding output far beyond its conservative power rating.



Roland Corporation U.S.
5100 S. Eastern Avenue, P.O.Box 910921, Los Angeles, CA90091-0921
Phone: (323) 890-3700 Fax: (323) 890-3701

Visit us online at www.RolandUS.com

All specifications and appearances are subject to change without notice.
All trademarks are the property of their respective companies.