

# Keyboard Amplifier **KC**



**STEREO KC SERIES** ● KC-880 ● KC-110

**KC SERIES** ● KC-550 ● KC-350 ● KC-150 ● KC-60





## The "KC" prefix is synonymous with high-quality amplification — the world standard for keyboardists.

KC-series amps were developed to address the diverse performance needs of professional keyboardists, and are used in a wide range of applications.

With mixing functions such as mic and audio inputs and pure, high-powered amplification of keyboard performances, KC amps embody the keyboardist's dream.

The compact and battery-powered KC-110 stereo amp is the newest addition to the ever-expanding KC family.



## High-Power, High-Quality Amplification

KC amps deliver high-quality sound with power to handle the demands of keyboards, from the sharpest and fattest synth sounds to dramatic, delicate piano performances.



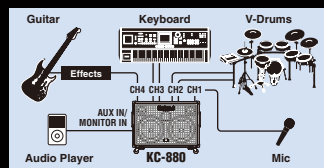
## Professional, Heavy-Duty Specs

From its sturdy cabinet construction to its punched-metal front screen, corner protectors, and tough, fabric-covered cabinet, the KC series screams "heavy duty".



## Built-in Mixing

In addition to its keyboard handling, KC amps support a variety of inputs — microphones, rhythm machines, audio gear, and more.

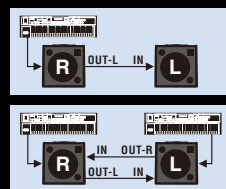


■ Example of how to use your KC-880 as a PA system.

## Expandability with Stereo Link

The Stereo Link\* feature lets you expand easily. Just connect two KC series amps together with a standard cable for high-output stereo amplification.

\*Supported models: KC-880, KC-550, and KC-350





# STEREO KC SERIES

The KC series' stereo specs richly expand the aural field. The KC-880 is high powered, and the KC-110 is battery powered.

## KC-880

STEREO KEYBOARD AMPLIFIER

**STEREO**



**The flagship KC amp, with 320 watts of stage-rumbling power**  
True stereo design with support for five inputs

- 160W+160W for high-power 320W output
- Full stereo speaker configuration with two horn tweeters and 30cm woofers; expandable with Stereo Link
- No-compromise sound quality with customized speakers
- Five inputs with mixer control, including 4-channel stereo input and an AUX input
- AUX IN with monitor feature for playing to a click track, etc.
- High-quality effects, including chorus, tremolo, rotary, and reverb

### Control Panel




### Rear Panel



## KC-110

STEREO KEYBOARD AMPLIFIER

**STEREO**



**The advantages of stereo KC models in a battery-powered body**  
A compact keyboard amp that you can use anywhere, any time!

- Use this as a personal amp, a live monitor, or a compact PA system
- Dual-mode power with support for eight AA batteries\* and AC adaptor
- Equipped with two high-quality woofers and tweeters for stereo sound
- Connect two stereo and mic inputs with full mix control
- AUX IN for CD/MP3 players, etc.
- Reverb, chorus, wide, and 2-band EQ

\* Battery life: approx. 7 hours of continuous operation.  
Nickel-metal hydride batteries: approx. 8 hours  
(battery life may vary depending on conditions).

### Control Panel



### Rear Panel



Unlimited freedom  
with AA batteries



With optional  
ST-A95 speaker stand

Rated Power Output	320 W (160 W +160 W)	30 W (15 W + 15 W) when using the AC adaptor / 20 W (10 W + 10 W) when using the Alkaline batteries
Speakers	30 cm (12 inches) Woofer x 2, Horn Tweeter x 2	16 cm (6.5 inches) x 2, Tweeter x 2
Input Connectors	CH1 Input (XLR type) CH1-4 Input L/MONO, R (1/4" phone type) AUX 1 Input L/MONO, R (1/4" phone type) AUX 2 Input L, R (RCA phono type) AUX 3 Input (Stereo miniature phone type)	CH1 Input (XLR type, 1/4" phone type) CH2-3 Input L/MONO, R (1/4" phone type) AUX IN (RCA phono type, Stereo miniature phone type)
Output Connectors	LINE OUT L/MONO, R (1/4" phone type) LINE OUT L, R (XLR type)	LINE OUT L/MONO, R (1/4" phone type)
Headphone Jack	Stereo 1/4" phone type	Stereo 1/4" phone type
Stereo Link Output	Yes	No
Subwoofer Out	No	No
Effects	Reverb, Chorus, Tremolo, Rotary, 3 Band EQ	Reverb, Chorus, Wide, 2 Band EQ
Power Supply	AC 117/220/230/240 V	AC Adaptor (included, DC 13 V), dry battery LR6 (AA) type (alkaline) x 8, or rechargeable battery HR6 (AA) type (Nickel-metal hydride) x 8
Current Draw/Power Consumption	98 W	550 mA
Dimensions	759 (W) x 470 (D) x 534 (H, without caster)/585 (H, with caster) mm 29-15/16 (W) x 18-9/16 (D) x 21-1/16 (H, without caster)/ 23-1/16 (H, with caster) inches	420 (W) x 244 (D) x 320 (H) mm 16-9/16 (W) x 9-5/8 (D) x 12-5/8 (H) inches
Weight	44.0 kg / 97 lbs. 1 oz.	7.3 kg / 16 lbs. 2 oz. (excluding batteries)
Other	● Nominal Input Level (@1 kHz): CH1 (MIC/LINE) -50 to -20 dBu, CH2-4 (LINE) -20 dBu, AUX IN/MONITOR IN -20 dBu, STEREO LINK IN 0 dBu ● Nominal Output Level (@1 kHz): LINE OUT (XLR type, Phone type) +4 dBu, STEREO LINK OUT 0 dBu	● Nominal Input Level (1 kHz): CH1 (MIC/LINE) -50 to -20 dBu, CH2/3 (LINE) -20 dBu, AUX IN -10 dBu ● Nominal Output Level: LINE OUT -10 dBu
Accessory	Caster x 4	AC Adaptor
Speaker Stand Adaptor	No	Yes

# KC SERIES

KC-series amplifiers are a standard among professionals, supporting a broad range of keyboard applications. The line-up provides possibilities for stage monitoring, playing at home, and even as a stereo PA system.

## KC-550

STEREO MIXING KEYBOARD AMPLIFIER



**Large 38cm woofer and horn tweeter for dramatic sound**  
**4-channel stereo input, AUX IN, and Shape switch**

- High-power 180W output
- Clear, full-range sound with large 38cm woofer and horn tweeter
- 3-band EQ plus Shape switch to emphasize lows and highs
- 4-channel stereo mixer for controlling one mic or instrument input and three instrument inputs
- I/O extras include AUX IN (for CD/MP3 players, etc.), Line output, Subwoofer output
- Output Select switch for choosing the destination of channel 4

### ■ Control Panel



### ■ Rear Panel



## KC-350

STEREO MIXING KEYBOARD AMPLIFIER



**120-watt power through a horn tweeter and 30cm woofer**  
**High-end features such as four stereo channels and AUX IN**

- Powerful 120W output
- High-quality, full-range amplification through horn tweeter and 30cm woofer
- 4-channel stereo mixer for controlling one mic or instrument input and three instrument inputs
- I/O extras include AUX IN (for CD/MP3 players, etc.), XLR/Line output, Subwoofer output; Output Select switch for choosing the destination of channel 4
- 3-band EQ plus Shape switch to emphasize lows and highs

### ■ Control Panel



### ■ Rear Panel



180 W
38 cm (15 inches) x 1, Horn Tweeter x 1
CH1 Input (XLR type) CH1-4 Input L/MONO, R (1/4" phone type) AUX IN (RCA phono type)
LINE OUT L/MONO (XLR type, 1/4" phone type) LINE OUT R (XLR type, 1/4" phone type)
Stereo 1/4" phone type
Yes
Yes
3 Band EQ, Shape Switch
AC 115/117/220/230/240 V
135 W
590 (W) x 445 (D) x 536 (H, without caster)/590 (H, with caster) mm 23-1/4 (W) x 17-9/16 (D) x 21-1/8 (H, without caster)/23-1/4 (H, with caster) inches
29.0 kg / 63 lbs. 15 oz.
● Nominal Input Level (1 kHz): CH1 (MIC/LINE) -50 to -20 dBu, CH2-4 (LINE) -20 dBu, STEREO LINK IN 0 dBu, AUX IN -10 dBu ● Nominal Output Level (1 kHz): LINE OUT +4 dBu, STEREO LINK OUT 0 dBu, SUBWOOFER OUT +4 dBu
Caster x 4
No

120 W
30 cm (12 inches) x 1, Horn Tweeter x 1
CH1 Input (XLR type) CH1-4 Input L/MONO, R (1/4" phone type) AUX IN (RCA phono type)
LINE OUT L/MONO (1/4" phone type) LINE OUT R (1/4" phone type)
Stereo 1/4" phone type
Yes
Yes
3 Band EQ, Shape Switch
AC 115/117/220/230/240 V
100 W
490 (W) x 385 (D) x 470 (H) mm 19-5/16 (W) x 15-3/16 (D) x 18-9/16 (H) inches
22.0 kg / 48 lbs. 9 oz.
● Nominal Input Level (1 kHz): CH1 (MIC/LINE) -50 to -20 dBu, CH2-4 (LINE) -20 dBu, STEREO LINK IN 0 dBu, AUX IN -10 dBu ● Nominal Output Level (1 kHz): LINE OUT +4 dBu, STEREO LINK OUT 0 dBu, SUBWOOFER OUT +4 dBu
—
No



# KC-150

4-CH MIXING KEYBOARD AMPLIFIER



**65-watt sound through a quality tweeter and 30cm woofer**  
**4-channel input, AUX IN, and stand-mount compatibility\***

- 65W output
- Wide-range amplification delivered on a two-way tweeter and 30cm woofer configuration
- 4-channel stereo mixer for controlling one mic or instrument input and three instrument inputs
- AUX IN (for CD/MP3 players, etc.), Subwoofer Output, 2-band EQ
- Channel 4 equipped with a Monitor function for stage-monitoring applications
- Separately-sold speaker stand to expand your setup possibilities

## Control Panel



## Rear Panel



\* With optional ST-A95 speaker stand

# KC-60

3-CH MIXING KEYBOARD AMPLIFIER



**40-watt sound from a tweeter and 25cm woofer**  
**3-channel input, AUX IN, and stand-mount compatibility\***

- 40W in a compact body — a great choice for your personal studio
- Wide-range amplification delivered on a two-way tweeter and 25cm woofer configuration
- 3-channel stereo mixer for controlling one mic or instrument input and two instrument inputs
- AUX IN (for CD/MP3 players, etc.), Subwoofer Output, 2-band EQ
- Separately-sold speaker stand to expand your setup possibilities

## Control Panel



## Rear Panel



\* With optional ST-A95 speaker stand

65 W	40 W
30 cm (12 inches) x 1, Tweeter x 1	25 cm (10 inches) x 1, Tweeter x 1
CH1 Input (XLR type, 1/4" phone type) CH2-4 Input (1/4" phone type) AUX IN (RCA phono type)	CH1 Input (XLR type, 1/4" phone type) CH2-3 Input (1/4" phone type) AUX IN (RCA phono type)
LINE OUT (1/4" phone type)	LINE OUT (1/4" phone type)
Stereo 1/4" phone type (mono signal output)	Stereo 1/4" phone type (mono signal output)
No	No
Yes	Yes
2 Band EQ	2 Band EQ
AC 115/117/230/240 V	AC 115/117/230/240 V
55 W	45 W
480 (W) x 295 (D) x 435 (H) mm 18-15/16 (W) x 11-5/8 (D) x 17-1/8 (H) inches	415 (W) x 290 (D) x 405 (H) mm 16-3/8 (W) x 11-7/16 (D) x 16 (H) inches
14.0 kg / 30 lbs. 14 oz.	12.0 kg / 26 lbs. 8 oz.
● Nominal Input Level (1 kHz): CH1 (MIC/LINE) –50 to –20 dBu, CH2-4 (LINE) –20 dBu, AUX IN –10 dBu	● Nominal Input Level (1 kHz): CH1 (MIC/LINE) –50 to –20 dBu, CH2-3 (LINE) –20 dBu, AUX IN –10 dBu
● Nominal Output Level (1 kHz): LINE OUT +4 dBu, SUBWOOFER OUT +4 dBu	● Nominal Output Level (1 kHz): LINE OUT +4 dBu, SUBWOOFER OUT +4 dBu
—	—
Yes	Yes

\* 0dbu=0.775Vrms

# Quality Amplifiers for Every Keyboard Application

## MOBILE CUBE

Battery Powered Stereo Amplifier

STEREO



### The All-Purpose Portable Amp

- Battery-powered amplifier for anyone, anywhere, anytime
- Inputs for microphone, stereo-instrument, and stereo AUX; headphone output
- Built-in stereo reverb/chorus, distortion, and more

#### ■ Dimensions

280 (W) x 108 (D) x 177 (H) mm  
11-1/16 (W) x 4-1/4 (D) x 7 (H) inches

#### ■ Weight

2.5 kg / 5 lbs. 9 oz.

## SA-300

Stage Amplifier

STEREO



### Four-channel Portable Stereo PA System

- Lightweight (easy to carry) yet powerful
- Low Boost switch for powerful low-end
- Wide Switch for big stereo effect, plus 3-band EQ
- Advanced Anti-Feedback function

#### ■ Dimensions

SA-300: 456 (W) x 343 (D) x 297 (H) mm / 18 (W) x 13-9/16 (D) x 11-3/4 (H) inches  
SA-300W: 456 (W) x 325 (D) x 510 (H) mm / 18 (W) x 12-13/16 (D) x 20-1/8 inches

#### ■ Weight

SA-300: 11.5 kg / 25 lbs. 6 oz.  
SA-300W: 10.5 kg / 23 lbs. 3 oz.

## BA-330

Stereo Portable Amplifier

STEREO



### Portable Stereo Digital PA System

- Four-channel configuration: two channels for mic/instruments plus two channels for stereo inputs
- Powerful high-quality stereo sound for audiences of up to 80 people
- Built-in effects: EQ, reverb, delay, and advanced Intelligent Anti-Feedback function

#### ■ Dimensions

415 (W) x 357 (D) x 509 (H) mm  
16-3/8 (W) x 14-1/16 (D) x 20-1/16 (H) inches

#### ■ Weight

13.8 kg / 30 lbs. 7 oz.

## SA-1000

Stage Amplifier

STEREO



### Compact, High Power Superior Stage Amp Especially Crafted for Organs and Digital Pianos

- Organ Enhance button for a vigorous mid- and low-frequency enhancement while crystal highs remain
- The built-in Anti-Feedback function automatically cancels unpleasant howling
- Stereo Link enables two SA-1000s to be cascaded for a total of 700 watts of power

#### ■ Dimensions

SA-1000: 456 (W) x 343 (D) x 297 (H) mm / 18 (W) x 13-9/16 (D) x 11-3/4 (H) inches  
SA-1000W: 456 (W) x 325 (D) x 560 (H) mm / 18 (W) x 12-13/16 (D) x 22-1/16 (H) inches

#### ■ Weight

SA-1000: 11.5 kg / 25 lbs. 6 oz.  
SA-1000W: 11.5 kg / 25 lbs. 6 oz.

## CM-30

CUBE Monitor

### Multi-Purpose Portable Mixing Monitor

- 30-watt 6.5" coaxial 2-way speaker with stereo preamp
- Three input channels, with one XLR input for mic/line and two additional Aux inputs
- Stereo Link function for stereo connection, which allows a total of eight stereo inputs and two mono mic/line inputs

#### ■ Dimensions

214 (W) x 238 (D) x 275 (H) mm  
8-7/16 (W) x 9-3/8 (D) x 10-7/8 (H) inches

#### ■ Weight

5.6 kg / 12 lbs. 6 oz.



### Options

200-watt powered subwoofer for use with Roland's KC-Series amps

## KCW-1

Powered Subwoofer



#### ■ Dimensions

438 (W) x 440 (D) x 460 (H) mm  
17-1/4 (W) x 17-3/8 (D) x 18-1/8 (H) inches

#### ■ Weight

23.0 kg / 50 lbs. 12 oz.

For optimal projection, the KC-60/ KC-110/KC-150, the BA-330, and the SA-300\* can be mounted on this companion speaker stand, which telescopes for custom height adjustment.

## ST-A95

Speaker Stand



\*Compatible with the SA-300 upper unit only.